

Fuel for the Fire

Carry the Torch

3B





Our Mission:

K¹² / Aventa Learning Instructional Services Team provides students the opportunity to become academically successful by providing rigorous curricula and instruction in a technology-enabled environment with its School Partners.

Fuel for the Fire Overview

- Part of the Major Project for the Unit
- Research project
- Rough draft, peer review, revise, final
- Peer review – **not a teacher review**
- **Use the 4 P's!**



Fuel for the Fire Options

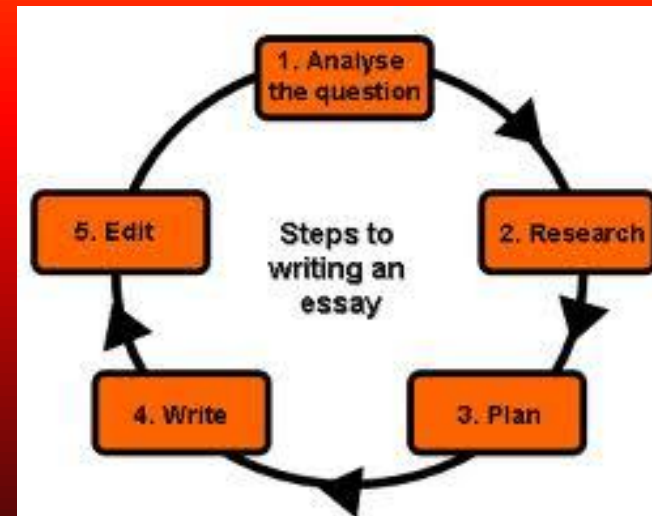
You have 3 options:

1. Write an essay
2. Create an oral report (and present it!)
3. Create a web report



Written Report Option

- Length 5-7 pages (1200-1800 words)
- MLA formatting
- Works Cited page/Paranthenetical citations
- Embedded quotations
- 2-dimentional enhancements (photos, charts, graphs, illustrations, maps, etc)





Oral Report Option

- PowerPoint slides 10-25
- Oral presentation length 5-7 minutes
- Verbal parenthetical citations
- Works Cited page (MLA formatting)
- 2 or 3-dimensional enhancements (audio, video, photos, charts, graphs, illustrations, maps, etc)





Web Report


- 1-3 linked web pages with text/media layout
- Works Cited page (MLA formatting) –hyperlinks to Internet sources
- Parenthetical citations
- 2 or 3-dimensional enhancements (audio, video, photos, charts, graphs, illustrations, maps, etc)2-dimensional enhancements (photos, charts, graphs, illustrations, maps, etc) –hyperlinked or embedded
- Submit the link to your web page for the assignment or attach HTML pages





Be Sure to Include

- Media enhancements to add interest
- Embedded quotations with MLA citations in your presentation (A minimum of 6)
- Paraphrased and summarized information with MLA citations
- A Works Cited Page that uses MLA formatting (At least 3 sources – 1 must be a primary source)



Works
Cited

CITED



FUEL for the FIRE



Discussion: Fuel for the Fire

- Submit to the **Discussion: Fuel for the Fire** link for peer evaluation
- Review 2 peers using the 4 P's of peer evaluation
- Checking out the comments your peers submitted about your project so you can use them to revise
- Reply to posts left for you



What are the 4 P's?

1. Propose (make suggestions)
2. Probe (ask questions)
3. Praise (be specific)
4. Be Positive





Propose (make suggestions)

The word choices in your essay could be more specific and concise; consider using a few more striking choices to add clarity.

The graphics used in the essay are mostly appropriate, but the picture of the flower does not seem to fit with the ideas in the essay.

Probe (ask questions)

The topic, the causes of World War II, is interesting and well suited for a research paper. However, I do not understand the main idea of the second body paragraph. Can you tell me more about that?



I enjoyed reading your research on global warming. The essay focused mostly on human-created causes; is that because there are no natural causes?

Praise



The word choices in the essay are specific and descriptive; they really helped me understand what you were explaining.

The organization of the piece is strong, and the transitions employed help make the writing smooth and seamless.





Positive

Use common sense! Don't post anything that you wouldn't want someone else to say to you!

Written communication is tricky; others cannot see your body language- it is easy to misunderstand your words.

Please be polite and respectful!

Positive: The essay is interesting, but there are several spelling errors you may want to edit.

Not Positive: Your spelling is awful.



These Posts Earn ZERO Points

- Cool essay.
- Nice job.
- I liked it. It was good.
- Sweet! Hey, how are you doing?
- I am confused; what are we supposed to do?
- I learned a lot. This essay is super.
- This essay isn't that great. I don't understand it.





Carry the Torch

- Final draft
- Submit all files for grading to the assignment link
- Voice Board: Submit the link
- Do not email your files to me
- Review the Rubric





Rubric

Carry the Torch				
	High Grades (50-40 points each)	Middle Grades (39-25 points each)	Low Grades (24-10 points each)	Unacceptable (9-0 points each)
PRESENTATION	Create a presentation that is visually compelling with appropriate media enhancements, a well-organized report, transitions that are used throughout to orient the audience, an introduction that includes a hook to interest the audience, thought provoking text and an insightful conclusion.	Create a presentation that has effective visual aids, media enhancements that are mostly appropriate, a report that is mostly organized, transitions that are often used to orient the audience and text that is mostly thought provoking and includes an introduction and conclusion.	Create a presentation that has few visual aids, media enhancements that are marginally appropriate, a report that is poorly organized, transitions that are rarely used to orient the audience, and text that is minimally thought provoking and includes an introduction or conclusion.	Create a presentation that is lacking visual aids, has media enhancements that are not appropriate a report that is not organized, transitions that are not used to orient the audience, and text that is not thought provoking and fails to include an introduction and a conclusion.

Total:



Total:				
INFORMATION	Cite at least three sources and use at least six quotes in the text. Research demonstrates sharp focus and shows depth of information. Information is analyzed coherently. Conclusions are logical.	Cite at least two sources and use four to five direct quotes in the text. Research demonstrates some focus, and shows some depth of information. Information is analyzed mostly coherently. Conclusions are mostly logical.	Cite at least one source and use two to three direct quotes in the text. Research demonstrates little focus and shows little depth of information. Information is analyzed occasionally coherently. Conclusions are occasionally logical.	Cite no sources and use fewer than two direct quotes in the text. Research demonstrates poor focus and shows a lack of depth of information. Information is not analyzed incoherently. Conclusions are illogical.

Total:				
DOCUMENTATION	Write a Works Cited page that adheres to MLA format standards. Use reliable and traceable sources from at least three types of media with at least one primary source. Parenthetical citations (punctuated correctly) are employed for all direct quotes and for paraphrased and summarized material.	Write a Works Cited page that mostly adheres to MLA standards. Use somewhat reliable and traceable sources from at least two types of media. No primary sources are used. Parenthetical citations that are mostly punctuated correctly are employed for most direct quotes and for paraphrased and summarized material.	Write a Works Cited page that somewhat adheres to MLA standards. Use questionable sources from fewer than two types of media that may be traceable. No primary sources are used. Parenthetical citations that are somewhat punctuated correctly are sometimes employed for direct quotes or for paraphrased and summarized material.	Write a Works Cited page that fails to adhere to MLA standards. Use unreliable and/or untraceable sources from fewer than two types of media with no primary sources. Parenthetical citations are not employed for direct quotes or for paraphrased and summarized material.

Total:



STYLE	Use precise language with active verbs and no clichés. Word choices contribute to clarity and	Use language that is sometimes surprising, a good number of active verbs, and few clichés.	Use unsurprising language, few active verbs and many clichés. Word choices often fail	Use unsophisticated language, few active verbs and many clichés. Word choices fail to
--------------	---	--	---	---

	interest and phrases are largely memorable and original.	Word choices contribute somewhat to clarity and interest and phrases are sometimes memorable and original.	to contribute to clarity and interest and have no memorable phrases.	contribute to clarity or interest and phrases are not memorable.
--	--	--	--	--

MECHANICS	Mostly follow rules of spelling, capitalization, grammar and punctuation (fewer than 5 errors).	Often follow rules of spelling, capitalization, grammar and punctuation (5-10 errors).	Somewhat follow rules of spelling, capitalization, grammar and punctuation (11-15 errors).	Does not follow rules of spelling, capitalization, grammar and punctuation (more than 15 errors).
------------------	---	--	--	---



Carry the Torch 250 points

- Select a professional presentation method (a written report, an oral report, or web page layout).
- Organize your information into one of the formats.
- Add media enhancements to make your presentation interesting.
- Use embedded quotes with MLA citations in your presentation (a minimum of 6).
- Use paraphrased and summarized information with MLA citations.



- Create a Works Cited Page that uses MLA formatting (at least 3 sources—1 source must be a primary source).
- Present your research to your peers by submitting to the **Discussion: Fuel for the Fire** link.
- Offer a peer review to one of your peers and receive their peer reviews.
- Revising your presentation according to the peer reviews you received.
- Editing your presentation carefully.
- Submitting your project to the **Writing Assignment: Carry the Torch Research** assignment link for grading.



Contact me if you need help!
Thanks for watching! 😊